






August 2018 Update

OSRAM® LED VALUE

Picture	EAN	Product	(W)	Replac ement for	Power supply (V)	lm	cd	 Light Color (K)	R _a	Length (mm)	Ø (mm)	L70	Energy Label	
OSRAM LED VALUE CLASSIC A – E27, frosted														
	4052899326927	LED VALUE CL A FR 40 non-dim 5W/827 E27	5,0	40	220–240	470	–	180°	2700	80	112	60,0	10 000	A+
	4058075127081	LED VALUE CL A FR 40 non-dim 5W/840 E27	5,0	40	220–240	470	–	180°	4000	80	112	60,0	10 000	A+
	4052899971011	LED VALUE CL A FR 40 non-dim 5,5W/865 E27	5,5	40	220–240	470	–	200°	6500	80	112	60,0	10 000	A+
	4052899326842	LED VALUE CL A FR 60 non-dim 8,5W/827 E27	8,5	60	220–240	806	–	180°	2700	80	112	60,0	10 000	A+
	4052899973381	LED VALUE CL A FR 60 non-dim 8,5W/840 E27	8,5	60	220–240	806	–	180°	4000	80	112	60,0	10 000	A+
	4052899326873	LED VALUE CL A FR 60 non-dim 8,5W/865 E27	8,5	60	220–240	806	–	200°	6500	80	112	60,0	10 000	A+
	4052899971028	LED VALUE CL A FR 75 non-dim 10W/827 E27	10,0	75	220–240	1060	–	180°	2700	80	115	60,0	10 000	A+
	4052899973404	LED VALUE CL A FR 75 non-dim 10W/840 E27	10,0	75	220–240	1060	–	180°	4000	80	115	60,0	10 000	A+
	4052899971035	LED VALUE CL A FR 75 non-dim 10W/865 E27	10,0	75	220–240	1080	–	180°	6500	80	115	60,0	10 000	A+
	4052899971097	LED VALUE CL A FR 100 non-dim 13W/827 E27	13,0	100	220–240	1521	–	180°	2700	80	115	60,0	10 000	A+
4052899973428	LED VALUE CL A FR 100 non-dim 13W/840 E27	13,0	100	220–240	1521	–	180°	4000	80	115	60,0	10 000	A+	
4052899971042	LED VALUE CL A FR 100 non-dim 13W/865 E27	13,0	100	220–240	1521	–	180°	6500	80	115	60,0	10 000	A+	
OSRAM LED VALUE CLASSIC B – E14, frosted														
	4052899326453	LED VALUE CL B FR 40 non-dim 5,7W/827 E14	5,7	40	220–240	470	–	180°	2700	80	106	35,0	10 000	A+
	4052899973367	LED VALUE CL B FR 40 non-dim 5,7W/840 E14	5,7	40	220–240	470	–	180°	4000	80	106	35,0	10 000	A+
	4052899971066	LED VALUE CL B FR 40 non-dim 5,7W/865 E14	5,7	40	220–240	470	–	180°	6500	80	106	35,0	10 000	A+
	4058075152915	LED VALUE CL B FR 60 non-dim 7W/827 E14	7,0	60	220–240	806	–	180°	2700	80	110	38,0	10 000	A+
OSRAM LED VALUE CLASSIC P – E14, frosted														
	4058075147898	LED VALUE CL P FR 40 non-dim 5,7W/827 E14	5,7	40	220–240	470	–	180°	2700	80	80	45,0	10 000	A+
	4058075147911	LED VALUE CL P FR 40 non-dim 5,7W/840 E14	5,7	40	220–240	470	–	180°	4000	80	80	45,0	10 000	A+
	4058075127630	LED VALUE CL P FR 40 non-dim 5,7W/865 E14	5,7	40	220–240	470	–	180°	6500	80	80	45,0	10 000	A+
	4058075152939	LED VALUE CL P FR 60 non-dim 8W/827 E14	8,0	60	220–240	806	–	150°	2700	80	90	45,0	10 000	A+
OSRAM LED VALUE PAR16 – GU10														
	4058075198555	LV PAR16 35 36 3,2W/ 827 230V GU10	3,2	35	220–240	230	742	36°	2700	>80	53	50,0	15 000	A+
	4058075198944	LV PAR16 35 120 3,2W/ 827 230V GU10	3,2	35	220–240	230	121	120°	2700	>80	56	50,0	15 000	A+
	4058075198586	LV PAR16 50 36 5W/ 827 230V GU10	5,0	50	220–240	350	1151	36°	2700	>80	53	50,0	15 000	A+
	4058075198616	LV PAR16 50 36 5W/ 840 230V GU10	5,0	50	220–240	350	1151	36°	4000	>80	53	50,0	15 000	A+
	4058075198647	LV PAR16 50 36 5W/ 865 230V GU10	5,0	50	220–240	350	1151	36°	6500	>80	53	50,0	15 000	A+
	4058075198678	LV PAR16 50 120 5W/ 827 230V GU10	5,0	50	220–240	350	177	120°	2700	>80	56	50,0	15 000	A+
	4058075198708	LV PAR16 50 120 5W/ 840 230V GU10	5,0	50	220–240	350	177	120°	4000	>80	56	50,0	15 000	A+
	4058075198739	LV PAR16 50 120 5W/ 865 230V GU10	5,0	50	220–240	350	177	120°	6500	>80	56	50,0	15 000	A+
	4058075198760	LV PAR16 80 36 6,9W/ 827 230V GU10	6,9	80	220–240	575	1071	36°	2700	>80	53	50,0	15 000	A+
	4058075198791	LV PAR16 80 36 6,9W/ 840 230V GU10	6,9	80	220–240	575	1071	36°	4000	>80	53	50,0	15 000	A+
	4058075198821	LV PAR16 80 36 6,9W/ 865 230V GU10	6,9	80	220–240	575	1071	36°	6500	>80	53	50,0	15 000	A+
	4058075198852	LV PAR16 80 120 6,9W/ 827 230V GU10	6,9	80	220–240	575	260	120°	2700	>80	56	50,0	15 000	A+
	4058075198883	LV PAR16 80 120 6,9W/ 840 230V GU10	6,9	80	220–240	575	260	120°	4000	>80	56	50,0	15 000	A+
	4058075198913	LV PAR16 80 120 6,9W/ 865 230V GU10	6,9	80	220–240	575	260	120°	6500	>80	56	50,0	15 000	A+

Picture	EAN	Product	(W)	Replac ement for	Power Supply (V)	lm	cd	Light Color (K)	R _a	Length (mm)	Ø (mm)	L70 ¹	Energy Label
---------	-----	---------	-----	------------------------	------------------------	----	----	-----------------------	----------------	----------------	-----------	------------------	-----------------

OSRAM LED VALUE MR16 – GU5.3



	LV MR16 35 36 4,6W/ 827 12V GU5.3	4,6	35	220–240	575		36°	2700	>80				A+
	LV MR16 35 100 4,6W/ 827 12V GU5.3	4,6	35	220–240	575		100°	2700	>80				A+

OSRAM LED VALUE CLASSIC A FILAMENTS – E27, GLASS



4058075819634	LED VALUE CL A FIL 40 non-dim 4W/827 E27	4,0	40	220–240	470	–	300°	2700	80	105	60,0	10 000	A++
4058075153523	LED VALUE CL A FIL 40 non-dim 4W/840 E27	4,0	40	220–240	470	–	300°	4000	80	105	60,0	10 000	A++
4058075819658	LED VALUE CL A FIL 60 non-dim 7W/827 E27	7,0	60	220–240	806	–	300°	2700	80	105	60,0	10 000	A++
4058075153547	LED VALUE CL A FIL 60 non-dim 7W/840 E27	7,0	60	220–240	806	–	300°	4000	80	105	60,0	10 000	A++
4058075153561	LED VALUE CL A FIL 75 non-dim 8W/827 E27	8,0	75	220–240	1055	–	320°	2700	80	105	60,0	10 000	A++
4058075153585	LED VALUE CL A FIL 75 non-dim 8W/840 E27	8,0	75	220–240	1055	–	320°	4000	80	105	60,0	10 000	A++
4058075153608	LED VALUE CL A FIL 100 non-dim 11W/827 E27	11,0	100	220–240	1521	–	300°	2700	80	105	60,0	10 000	A++
4058075153622	LED VALUE CL A FIL 100 non-dim 11W/840 E27	11,0	100	220–240	1521	–	300°	4000	80	105	60,0	10 000	A++

OSRAM LED VALUE CLASSIC B FILAMENTS – E14, GLASS



4058075819672	LED VALUE CL B FIL 40 non-dim 4W/827 E14	4,0	40	220–240	470	–	300°	2700	80	97	35,0	10 000	A++
4058075114678	LED VALUE CL B FIL 40 non-dim 4W/840 E14	4,0	40	220–240	470	–	300°	4000	80	97	35,0	10 000	A++

OSRAM LED VALUE CLASSIC P FILAMENTS – E14, GLASS



4058075819696	LED VALUE CL P FIL 40 non-dim 4W/827 E14	4,0	40	220–240	470	–	300°	2700	80	78	45,0	10 000	A++
4058075112520	LED VALUE CL P FIL 40 non-dim 4W/840 E14	4,0	40	220–240	470	–	300°	4000	80	78	45,0	10 000	A++

OSRAM LED VALUE PAR16 – GU10, GLASS



4058075096622	LED VALUE PAR16 50 non-dim 36° 3,6W/830 GU10	3,6	50	220–240	350	850	36°	3000	80	55	51,0	10 000	A++
4058075055155	LED VALUE PAR16 50 non-dim 36° 3,6W/840 GU10	3,6	50	220–240	350	850	36°	4000	80	55	51,0	10 000	A++
4058075817715	LED VALUE PAR16 50 non-dim 36° 3,6W/865 GU10	3,6	50	220–240	350	850	36°	6500	80	55	51,0	10 000	A++
4058075096646	LED VALUE PAR16 80 non-dim 36° 6,9W/830 GU10	6,9	80	220–240	575	1439	36°	3000	80	55	51,0	10 000	A+
4058075096660	LED VALUE PAR16 80 non-dim 36° 6,9W/840 GU10	6,9	80	220–240	575	1439	36°	4000	80	55	51,0	10 000	A+
4058075096684	LED VALUE PAR16 80 non-dim 36° 6,9W/865 GU10	6,9	80	220–240	575	1439	36°	6500	80	55	51,0	10 000	A+
4058075096769	LED VALUE PAR16 80 non-dim 60° 6,9W/830 GU10	6,9	80	220–240	575	680	60°	3000	80	55	51,0	10 000	A+
4058075096783	LED VALUE PAR16 80 non-dim 60° 6,9W/840 GU10	6,9	80	220–240	575	680	60°	4000	80	55	51,0	10 000	A+
4058075096707	LED VALUE PAR16 80 non-dim 120° 6,9W/830 GU10	6,9	80	220–240	575	210	120°	3000	80	55	51,0	10 000	A+
4058075096721	LED VALUE PAR16 80 non-dim 120° 6,9W/840 GU10	6,9	80	220–240	575	210	120°	4000	80	55	51,0	10 000	A+
4058075096745	LED VALUE PAR16 80 non-dim 120° 6,9W/865 GU10	6,9	80	220–240	575	210	120°	6500	80	55	51,0	10 000	A+

OSRAM VALUE ENTRY TUBES – G13, CCG



4058075817937	ST8E-0.6M 8W/840 220-240V EM FLH1 OSRAM	8,0	18	220–240	900	–	200°	4000	>80	602	25,6	30 000	A+
4058075817951	ST8E-0.6M 8W/865 220-240V EM FLH1 OSRAM	8,0	18	220–240	900	–	200°	6500	>80	602	25,6	30 000	A+
4058075817975	ST8E-1.2M 16W/840 220-240V EM FLH1 OSRAM	16,0	36	220–240	1800	–	200°	4000	>80	1212	25,6	30 000	A+
4058075817999	ST8E-1.2M 16W/865 220-240V EM FLH1 OSRAM	16,0	36	220–240	1800	–	200°	6500	>80	1212	25,6	30 000	A+
4058075818019	ST8E-1.5M 20W/840 220-240V EM FLH1 OSRAM	20,0	58	220–240	2300	–	200°	4000	>80	1513	25,6	30 000	A+
4058075818033	ST8E-1.5M 20W/865 220-240V EM FLH1 OSRAM	20,0	58	220–240	2300	–	200°	6500	>80	1513	25,6	30 000	A+

OSRAM VALUE ENTRY TUBES – G13, AC



4058075817814	ST8E-0.6M 8W/840 220-240V AC FLH1 OSRAM	8,0	18	220–240	900	–	200°	4000	>80	602	25,6	30 000	A+
4058075817838	ST8E-0.6M 8W/865 220-240V AC FLH1 OSRAM	8,0	18	220–240	900	–	200°	6500	>80	602	25,6	30 000	A+
4058075817852	ST8E-1.2M 16W/840 220-240V AC FLH1 OSRAM	16,0	36	220–240	1800	–	200°	4000	>80	1212	25,6	30 000	A+
4058075817876	ST8E-1.2M 16W/865 220-240V AC FLH1 OSRAM	16,0	36	220–240	1800	–	200°	6500	>80	1212	25,6	30 000	A+
4058075817890	ST8E-1.5M 20W/840 220-240V AC FLH1 OSRAM	20,0	58	220–240	2300	–	200°	4000	>80	1513	25,6	30 000	A+
4058075817913	ST8E-1.5M 20W/865 220-240V AC FLH1 OSRAM	20,0	58	220–240	2300	–	200°	6500	>80	1513	25,6	30 000	A+